



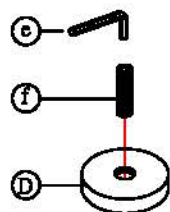
Chintaly Imports

ASSEMBLY INSTRUCTION  
ITEM NO.: 4038-DT

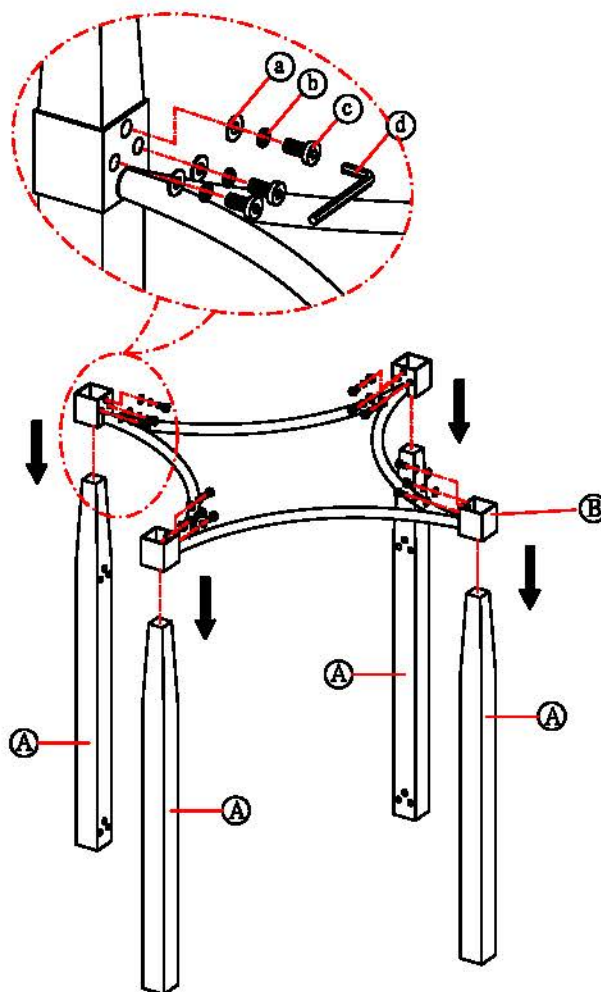
THANK YOU FOR PURCHASING THIS QUALITY PRODUCT.

BE SURE TO CHECK ALL PACKING MATERIAL CAREFULLY FOR SMALL PARTS THAT MAY HAVE COME LOOSE INSIDE THE CARTON DURING TRANSIT.

## Step 1



## Step 2



Assemble the stretch , fasten the screws 80% tight.

### PARTS LIST:

NO	DESCRIPTION	SIZE(mm)	SKETCH	QTY
A	POLE	55*55		4PCS
B	FRAME	900*900		1PC
C	STRECTH	900*900		1PC
D	PUCK	Ø38*12		4PCS

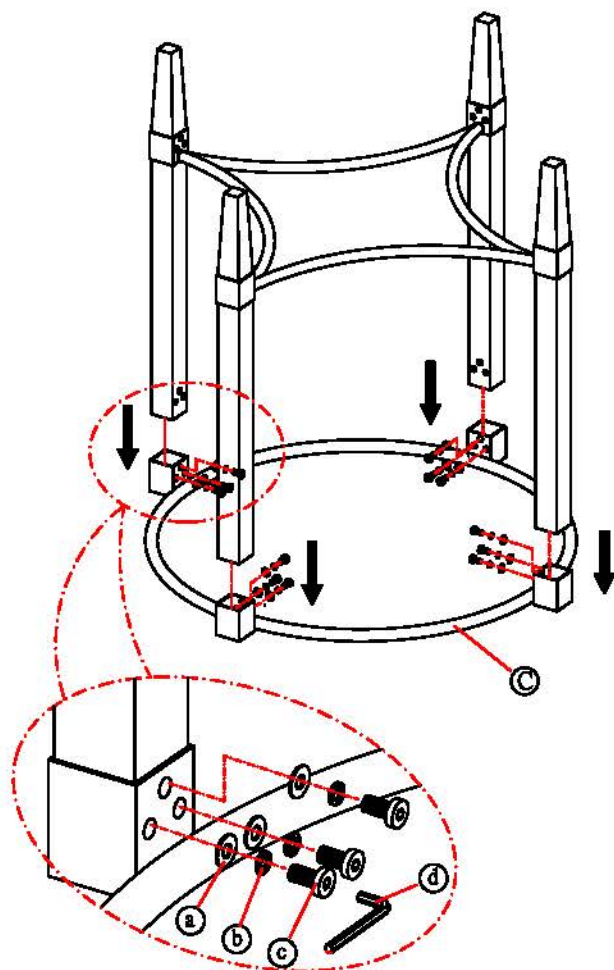
### HARDWARE LIST:

NO	DESCRIPTION	SIZE(mm)	SKETCH	QTY
a	WASHER	Ø8.5		24PCS
b	SPRING WASHER	Ø8.5		24PCS
c	BOLT	M8x18		24PCS
d	ALLEN KEY	5		1PC
e	ALLEN KEY	3		1PC
f	SHORT SCREW	1/4"*20		4PCS

MADE IN CHINA

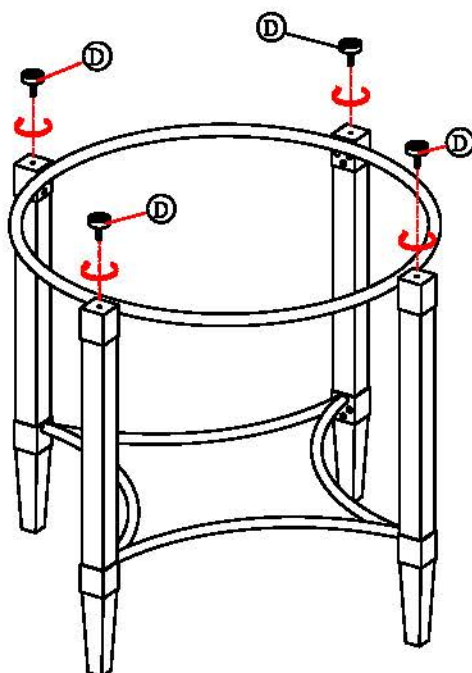


### Step 3



Assemble the frame , and tighten  
the screw of stretch .

### Step 4



### FINISH

